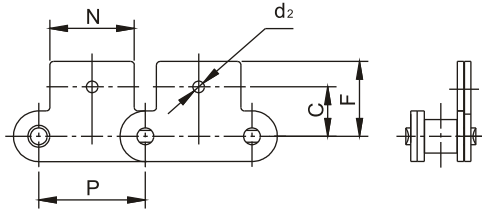




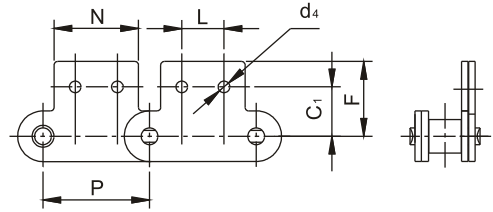
SA-1

Straight, One Hole, One Side



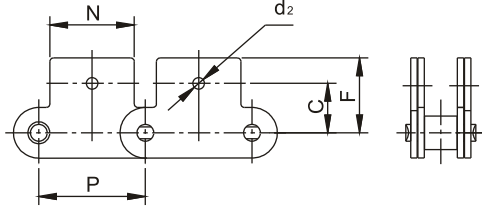
SA-2

Straight, Two Holes, One Side



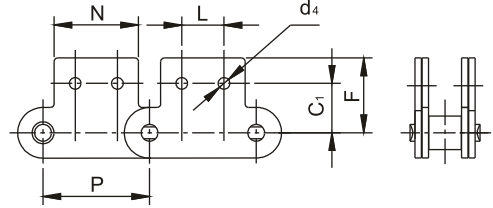
SK-1

Straight, One Hole, Two Sides



SK-2

Straight, Two Holes, Two Sides



HLU ANSI Chain No.	P	C	C1	F	d2	d4	L	N
	in.	in.	in.	in.	in.	in.	in.	in.
C2040 C2042	1.0000	.4370	.5315	.7795	.2047	.1417	.3740	.7520
C2050 C2052	1.2500	.5610	.6260	.9488	.2677	.2047	.4685	.9370
C2060 C2062	1.5000	.6890	.7520	1.2953	.3622	.2165	.5630	1.1260
C2060H C2062H	1.5000	.6890	.7500	1.2421	.3425	.2047	.5610	1.1260
C2080 C2082	2.0000	.8740	1.0000	1.7126	.4331	.2598	.7520	1.5000
C2080H C2082H	2.0000	.8740	1.0000	1.5866	.4331	.2677	.7500	1.5000
C2100 C2102	2.5000	1.1260	1.2520	1.9843	.5118	.3307	.9370	1.8740
C2100H C2102H	2.5000	1.1260	1.2520	1.9843	.5118	.3307	.9370	1.8740